

Scaled data based on original data using
LM-79-08 Approved Method: Electrical and Photometric Measurements of Solid-
State Lighting Products

Test Report Prepared for
Cooper Lighting Solutions
(formerly Eaton)

Brand: McGRAW-EDISON

Report Number: P385966

Luminaire Tested: **GWC-SA1C-750-U-SL3-HSS**

Issue Date: 3/3/2020

Test Information

Test Method: LM-79-08
Report Number: P385966
TEST IS SCALED FROM IESNA LM-79-08 TEST DATA (G2-1903-205-23)
Test Lab: INNOVATION CENTER
Issue Date: 3/3/2020
Manufacturer: COOPER LIGHTING SOLUTIONS (FORMERLY EATON)
Product Line: MCGRAW-EDISON
Catalog Number: GWC-SA1C-750-U-SL3-HSS
Description: GALLEON WALL LUMINAIRE
(1) 70 CRI, 5000K, 1050mA LIGHTSQUARE WITH 16 LEDS AND TYPE III SPILL
LIGHT ELIMINATOR OPTICS WITH HOUSE SIDE SHIELD
Light Source: -
Ballast/Driver: ELECTRONIC DRIVER

Summary

Lumens per Lamp: N/A
Luminaire Lumens: 6452 lumens
Efficiency: N/A
Efficacy: 109.4 lumens/watt
Luminous Opening: Rectangular (W 0.5' x L: 0.5' x H: 0')
IES Classification: Type III - Medium
BUG Rating: B1 - U0 - G2

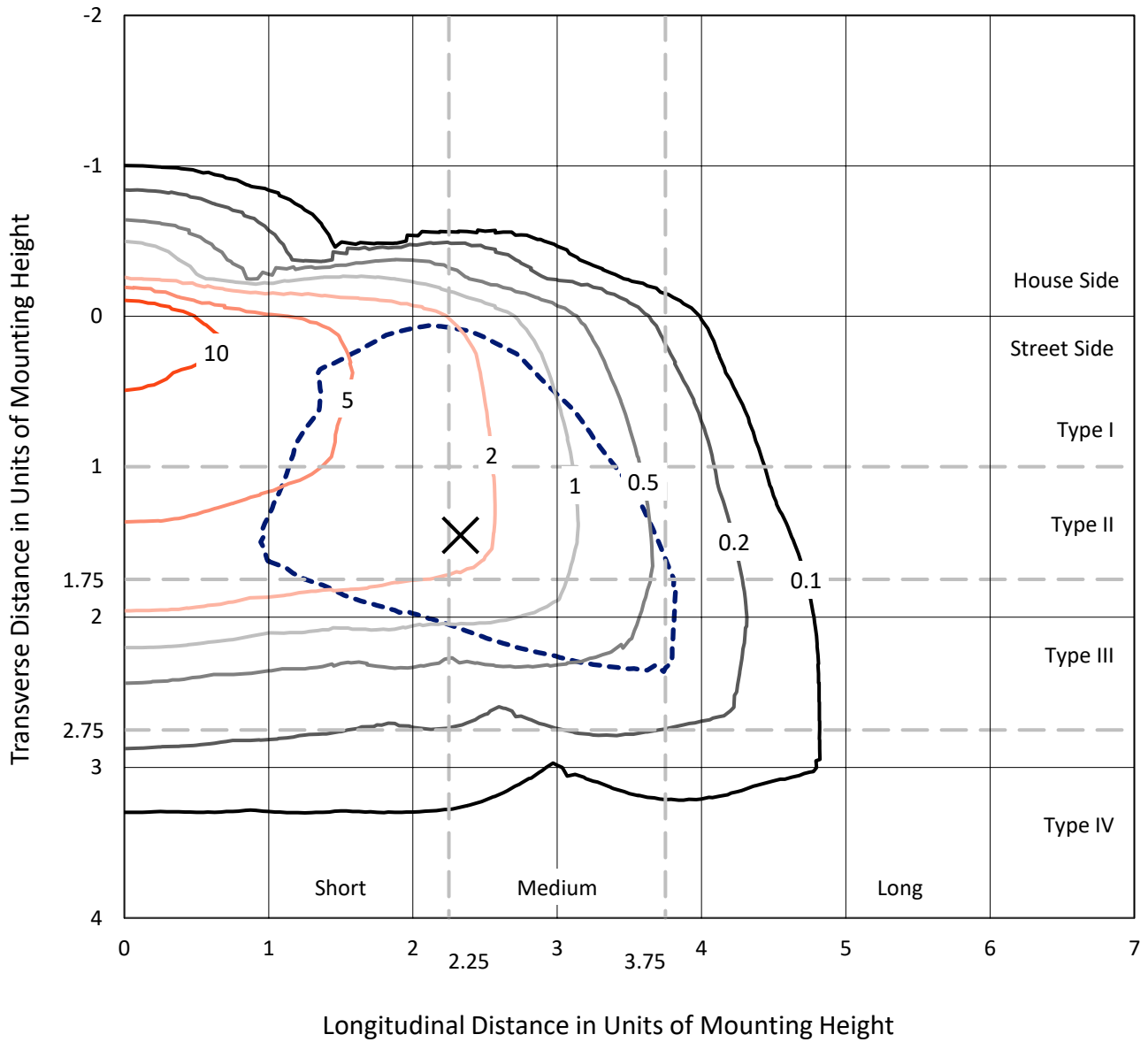
Input Watts (W): 59
Input Voltage (V): NR
Input Current (A_{in}): NR
Voltage Rise (V): NR
Power Factor: NR
Total Harmonic Distortion (THDi): NR
Frequency (hertz): 60
Stabilization Time: NR
Operation Time: NR
Ambient Temperature (°C): NR
Test Distance: 24 FT



REPORT NUMBER: P385966
 CATALOG NUMBER: GWC-SA1C-750-U-SL3-HSS

Iso-Footcandle Lines of Horizontal Illumination

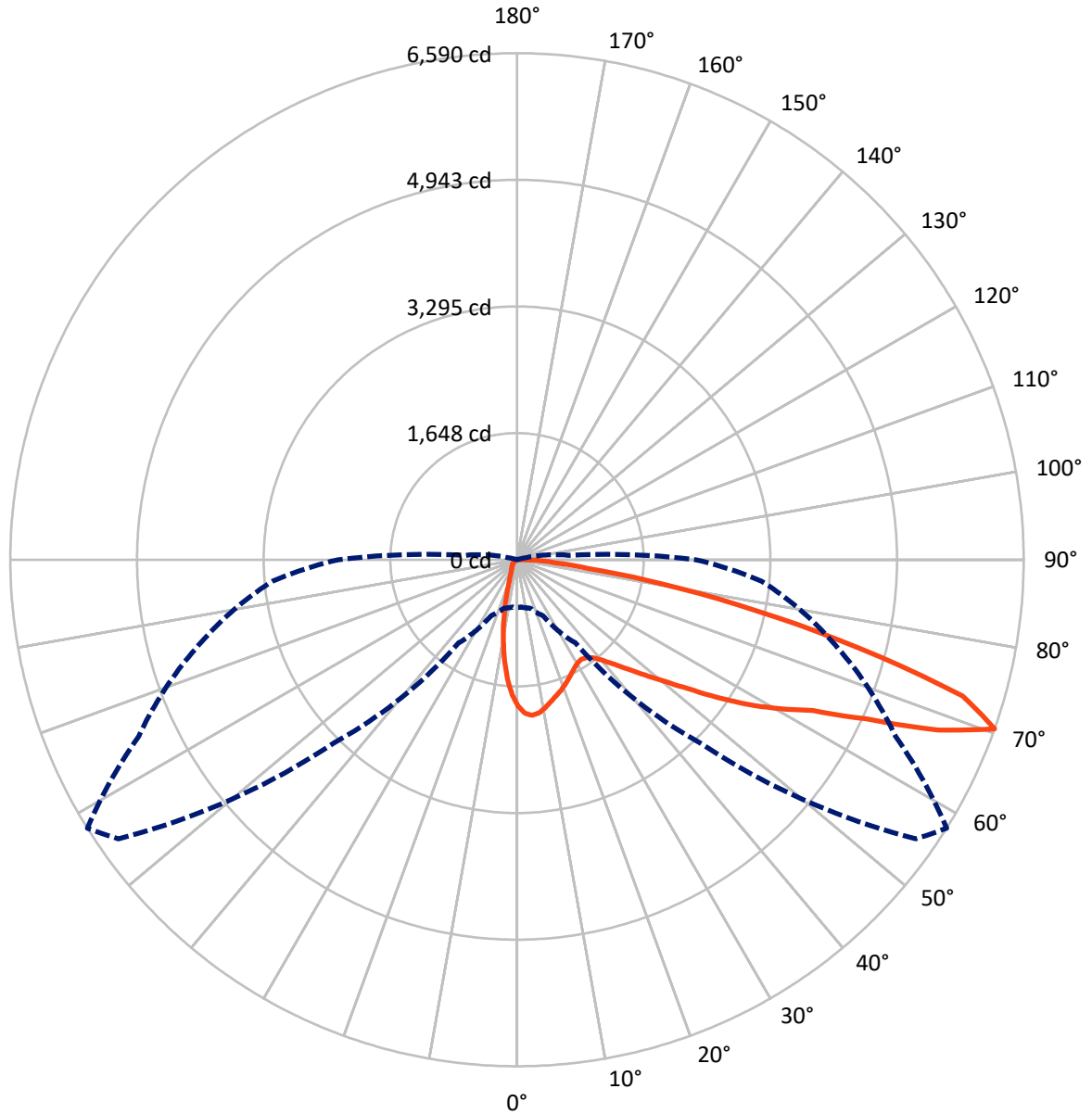
✕ Max cd
 - - - 1/2 Max cd



Based on 10 foot mounting height. Maximum calculated value = 19.4 fc
 Type III - Medium - N/A

REPORT NUMBER: P385966
CATALOG NUMBER: GWC-SA1C-750-U-SL3-HSS

Luminous Intensity Polar Plot



— Vertical Plane Through 58-Deg Lateral - - - Horizontal Cone Through 70-Deg Vertical

REPORT NUMBER: P385966

CATALOG NUMBER: GWC-SA1C-750-U-SL3-HSS

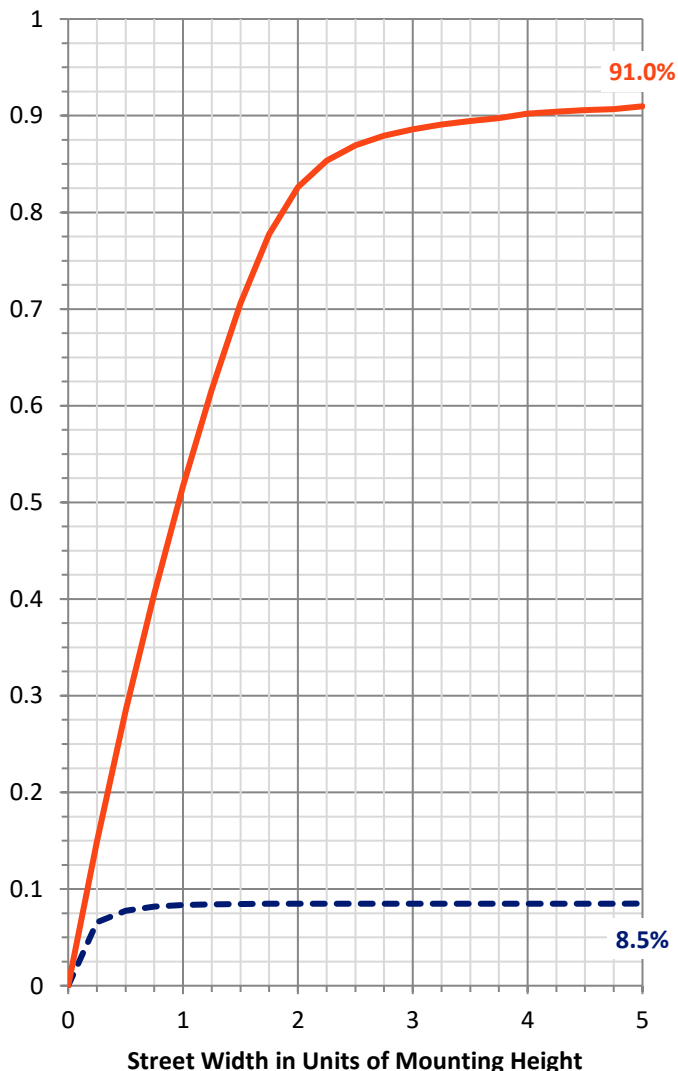
FLUX DISTRIBUTION:

		Downward	Upward	Total
House Side	Lumens	552.1	0.0	552.1
	% Fixture	8.6	0.0	8.6
Street Side	Lumens	5899.9	0.0	5899.9
	% Fixture	91.4	0.0	91.4
Total	Lumens	6452.0	0.0	6452.0
	% Fixture	100.0	0.0	100.0

ZONAL LUMENS:

Zone	Lumens	% Fixture
0°-10°	155.9	2.4
10°-20°	327.1	5.1
20°-30°	430.0	6.7
30°-40°	569.5	8.8
40°-50°	851.3	13.2
50°-60°	1363.7	21.1
60°-70°	1718.9	26.6
70°-80°	927.2	14.4
80°-90°	108.5	1.7
90°-100°	0.0	0.0
100°-110°	0.0	0.0
110°-120°	0.0	0.0
120°-130°	0.0	0.0
130°-140°	0.0	0.0
140°-150°	0.0	0.0
150°-160°	0.0	0.0
160°-170°	0.0	0.0
170°-180°	0.0	0.0
0°-90°	6452.0	100.0
0°-180°	6452.0	100.0

Coefficient of Utilization



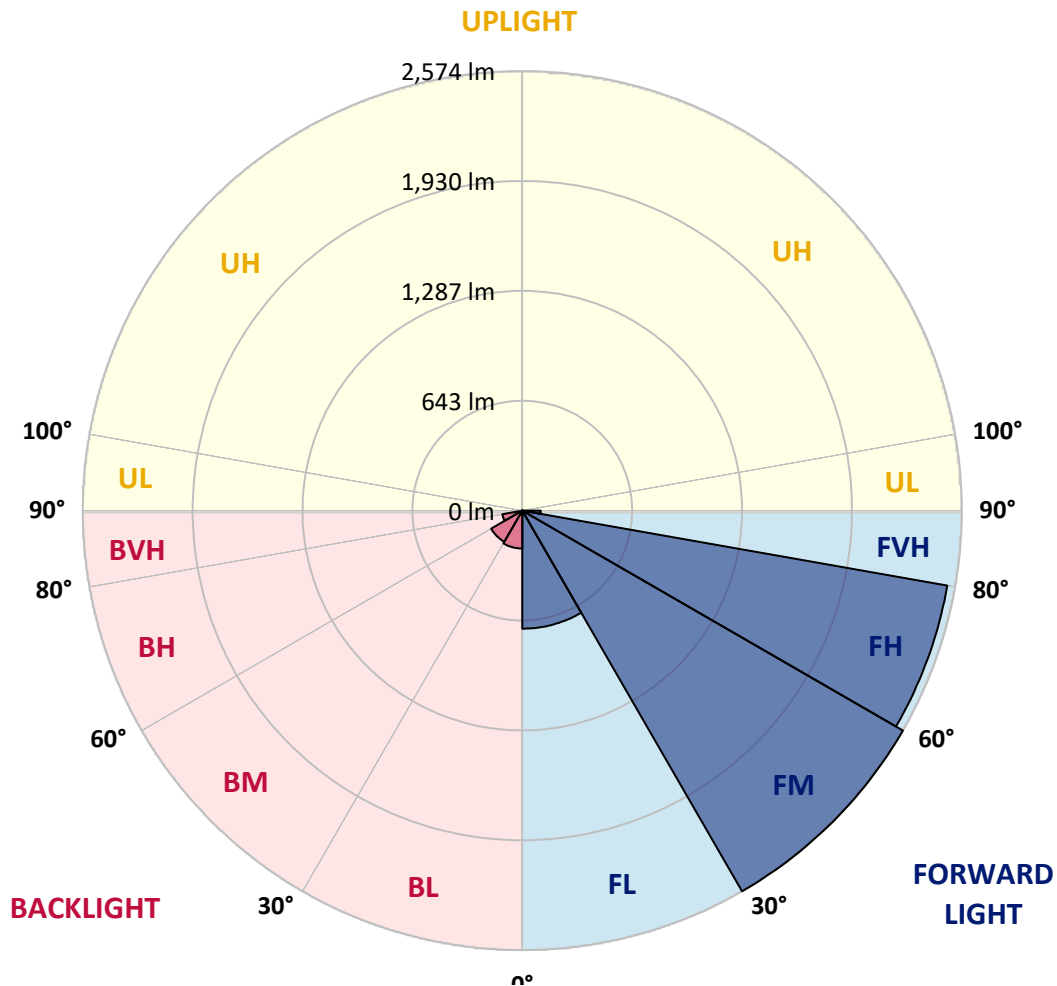
REPORT NUMBER: P385966

CATALOG NUMBER: GWC-SA1C-750-U-SL3-HSS

LUMINAIRE CLASSIFICATION SYSTEM LUMEN TABLE AND BUG RATING:

Zone	Lumens	% Fixture	Zone Rating/Lumen Limit		
			B	U	G
FL (0°-30°)	691.1	10.7			
FM (30°-60°)	2573.8	39.9			
FH (60°-80°)	2527.3	39.2			G2/5000
FVH (80°-90°)	107.6	1.7			G2/225
BL (0°-30°)	221.8	3.4	B1/500		
BM (30°-60°)	210.6	3.3	B0/220		
BH (60°-80°)	118.7	1.8	B1/500		G1/500
BVH (80°-90°)	0.9	0.0			G0/10
UL (90°-100°)	0.0	0.0		U0/0	
UH (100°-180°)	0.0	0.0		U0/0	

BUG Rating: B1-U0-G2
 Type III Medium





REPORT NUMBER: P385966

CATALOG NUMBER: GWC-SA1C-750-U-SL3-HSS

CANDELA DISTRIBUTION (FULL):

	0°	5°	15°	25°	35°	45°	55°	58°	65°	75°	85°
0°	1905.9	1905.9	1905.9	1905.9	1905.9	1905.9	1905.9	1905.9	1905.9	1905.9	1905.9
2.5°	2063.9	2058.8	2056.9	2053.7	2041.4	2029.3	2005.4	1998.7	1983.7	1948.0	1910.2
5°	2065.5	2065.3	2070.9	2069.5	2065.3	2059.6	2042.4	2033.6	2008.1	1957.1	1887.9
7.5°	1966.0	1971.1	1983.7	1993.9	2005.7	2021.0	2023.1	2014.5	1993.6	1938.6	1846.9
10°	1832.4	1840.4	1858.1	1878.3	1909.1	1939.7	1967.1	1966.0	1958.7	1904.5	1797.5
12.5°	1698.5	1707.9	1728.3	1758.1	1801.8	1851.7	1900.5	1907.2	1919.3	1874.0	1751.9
15°	1581.3	1589.3	1609.4	1645.9	1700.1	1767.2	1838.8	1851.2	1882.3	1850.1	1713.8
17.5°	1481.7	1486.8	1501.6	1542.1	1604.9	1686.2	1779.3	1803.4	1849.8	1831.3	1680.8
20°	1412.2	1413.1	1422.7	1451.1	1513.9	1604.9	1717.6	1752.2	1815.5	1815.2	1646.7
22.5°	1377.9	1375.2	1377.1	1393.5	1439.6	1527.3	1655.8	1696.9	1784.6	1801.5	1612.1
25°	1371.5	1369.3	1364.0	1366.1	1394.0	1459.5	1593.6	1641.1	1757.5	1793.2	1582.1
27.5°	1391.6	1393.7	1384.6	1375.0	1377.1	1415.5	1538.3	1593.3	1735.5	1793.2	1560.9
30°	1432.1	1433.2	1426.5	1413.9	1397.0	1403.1	1500.0	1555.0	1724.5	1805.6	1547.5
32.5°	1476.9	1482.8	1482.0	1471.8	1447.7	1422.7	1490.9	1541.0	1723.7	1832.9	1546.1
35°	1532.4	1539.1	1550.4	1548.3	1523.0	1482.0	1522.0	1561.4	1739.6	1878.0	1560.6
37.5°	1591.5	1601.7	1625.8	1637.3	1621.0	1574.6	1591.7	1619.9	1781.9	1951.0	1597.4
40°	1648.6	1660.1	1704.1	1749.5	1737.1	1689.4	1697.4	1720.0	1857.3	2055.9	1667.1
42.5°	1704.7	1721.8	1786.5	1861.1	1875.8	1837.7	1842.0	1860.0	1969.2	2200.2	1781.1
45°	1771.7	1791.1	1886.8	1978.9	2018.3	2001.7	2019.9	2031.7	2115.4	2390.9	1934.9
47.5°	1870.2	1892.5	2010.0	2114.9	2184.1	2194.8	2231.6	2239.4	2300.3	2613.1	2135.3
50°	2062.3	2068.5	2174.7	2270.0	2369.8	2434.1	2476.0	2481.9	2524.0	2855.9	2385.6
52.5°	2304.0	2308.0	2368.1	2432.0	2545.5	2676.9	2774.9	2783.2	2792.0	3092.5	2632.7
55°	2544.1	2543.6	2583.3	2620.9	2750.7	2941.7	3154.2	3159.3	3095.7	3317.1	2821.5
57.5°	2694.1	2708.6	2769.0	2817.3	2998.6	3243.6	3538.4	3557.2	3414.7	3483.4	3008.3
60°	2646.4	2653.3	2787.2	2965.9	3307.4	3672.5	3927.1	3932.0	3654.6	3649.5	3244.4
62.5°	2254.7	2258.4	2468.8	2837.1	3463.8	4229.0	4396.1	4317.5	3930.4	3879.9	3526.9
65°	1545.3	1569.7	1745.5	2200.7	3176.5	4578.0	5122.1	4992.0	4350.8	4212.1	3782.3
67.5°	910.0	904.9	991.8	1327.2	2333.0	4346.2	6040.4	5911.1	4924.1	4434.5	3707.4
70°	621.6	618.1	651.4	803.5	1317.0	3371.5	6329.4	6590.4	5430.3	4284.8	3190.7
72.5°	443.7	445.6	494.7	624.3	826.9	1964.4	5442.9	6060.8	5271.8	3735.3	2425.3
75°	301.3	306.4	376.7	512.2	724.9	999.4	3862.5	4607.2	4292.8	2714.8	1394.0
77.5°	162.0	167.7	250.6	412.6	655.4	694.3	2484.6	3170.8	2696.5	1220.4	404.0
80°	67.6	70.8	117.2	299.9	566.3	609.8	1461.9	1922.8	1149.1	240.7	90.1
82.5°	29.2	30.9	48.8	178.9	423.4	514.8	774.0	925.0	348.2	52.9	45.3
85°	5.6	5.9	20.1	94.7	270.2	290.6	501.7	491.8	156.4	22.8	33.0
87.5°	0.0	0.0	4.8	29.8	79.4	158.3	306.1	302.4	53.1	11.0	12.3
90°	0.0	0.0	0.0	0.0	0.0	0.0	0.0	0.0	0.0	0.0	0.0



REPORT NUMBER: P385966
 CATALOG NUMBER: GWC-SA1C-750-U-SL3-HSS

CANDELA DISTRIBUTION (continued):

	90°	95°	105°	115°	125°	135°	145°	155°	165°	175°	180°
0°	1905.9	1905.9	1905.9	1905.9	1905.9	1905.9	1905.9	1905.9	1905.9	1905.9	1905.9
2.5°	1890.9	1872.4	1833.5	1785.4	1748.7	1708.2	1676.0	1635.2	1617.5	1618.3	1608.6
5°	1848.5	1810.4	1724.3	1615.6	1531.9	1445.5	1371.2	1297.2	1253.4	1239.2	1225.8
7.5°	1787.8	1727.5	1590.1	1422.7	1281.1	1142.6	1022.2	916.2	849.1	816.4	804.3
10°	1719.4	1634.7	1435.9	1215.3	1013.0	825.8	669.6	533.9	479.7	442.9	433.5
12.5°	1659.3	1544.5	1285.1	1002.6	762.5	536.6	387.7	303.2	266.4	251.9	249.5
15°	1602.7	1460.3	1139.9	809.9	528.0	330.3	246.6	217.8	209.3	206.8	206.8
17.5°	1549.3	1380.1	998.0	620.3	349.3	231.5	204.2	197.7	195.0	194.8	195.0
20°	1493.5	1299.8	858.5	454.5	243.9	196.1	188.6	185.1	184.3	184.3	184.3
22.5°	1440.1	1219.6	722.8	324.6	195.6	178.9	175.2	172.8	172.0	171.7	171.2
25°	1388.9	1143.4	590.2	229.4	171.7	163.9	160.7	157.5	155.1	153.7	152.9
27.5°	1346.8	1075.6	466.8	184.0	155.1	148.4	144.3	139.5	133.6	130.9	129.8
30°	1313.3	1013.6	359.8	155.3	139.5	132.8	126.6	118.3	109.7	105.2	104.9
32.5°	1287.0	952.7	273.1	137.4	125.6	117.2	108.4	97.9	88.0	82.9	82.6
35°	1274.1	899.0	208.7	124.2	113.2	102.8	91.8	80.2	70.6	65.7	65.2
37.5°	1282.7	853.7	162.8	113.2	102.8	90.7	77.8	65.7	57.1	52.9	52.6
40°	1314.1	824.7	132.3	103.8	93.9	79.1	65.2	53.9	46.7	43.2	42.9
42.5°	1380.9	814.0	112.9	96.0	85.3	68.4	54.2	44.5	37.8	35.4	34.9
45°	1492.5	829.8	99.8	88.5	76.5	58.2	44.8	36.5	30.6	28.7	28.4
47.5°	1641.1	871.4	90.4	81.3	68.4	49.1	37.3	29.5	25.0	23.1	22.8
50°	1832.6	937.4	82.6	74.0	60.9	41.6	30.9	23.3	19.3	18.0	18.0
52.5°	2041.1	1016.0	75.7	67.3	53.4	34.6	25.0	18.0	15.3	13.7	13.7
55°	2213.3	1084.7	68.1	62.2	44.3	28.7	19.0	13.7	11.3	10.5	10.5
57.5°	2385.3	1157.9	59.6	53.4	35.4	23.3	14.5	10.2	8.3	7.8	7.8
60°	2608.3	1247.5	51.2	43.5	27.9	17.7	10.7	7.2	6.2	5.9	5.9
62.5°	2853.5	1300.1	43.7	34.9	21.7	13.1	7.8	4.8	4.6	4.6	4.3
65°	3003.4	1225.8	36.8	27.9	16.9	9.9	5.1	3.5	4.0	3.8	3.2
67.5°	2812.2	959.7	30.0	21.7	13.1	7.5	3.2	2.4	4.3	3.5	2.7
70°	2328.4	671.8	23.3	15.3	10.5	6.4	2.1	1.6	4.6	3.5	2.1
72.5°	1742.5	449.6	18.5	10.2	7.8	5.6	1.9	0.8	4.0	3.0	1.9
75°	952.1	181.1	14.8	6.4	4.8	4.0	1.3	0.5	2.7	2.1	1.3
77.5°	250.6	47.8	10.7	4.3	2.7	1.6	0.8	0.3	1.3	1.1	0.5
80°	63.9	18.5	7.0	3.0	1.9	0.8	0.0	0.0	0.3	0.0	0.0
82.5°	34.1	7.8	4.3	2.1	1.1	0.0	0.0	0.0	0.0	0.0	0.0
85°	25.8	5.1	2.4	1.3	0.3	0.0	0.0	0.0	0.0	0.0	0.0
87.5°	9.9	1.6	0.8	0.0	0.0	0.0	0.0	0.0	0.0	0.0	0.0
90°	0.0	0.0	0.0	0.0	0.0	0.0	0.0	0.0	0.0	0.0	0.0

Signify Classified - Internal
Cooper Lighting Solutions Photometric Lab
1121 Highway 74 South
Peachtree City, GA 30269

Scaled Data Report



Report Generated By 670245982

Signify Classified - Internal
Cooper Lighting Solutions Photometric Lab
1121 Highway 74 South
Peachtree City, GA 30269

Scaled Data Report



Signify Classified - Internal
Cooper Lighting Solutions Photometric Lab
1121 Highway 74 South
Peachtree City, GA 30269

Scaled Data Report



Signify Classified - Internal
Cooper Lighting Solutions Photometric Lab
1121 Highway 74 South
Peachtree City, GA 30269

Scaled Data Report



Signify Classified - Internal
Cooper Lighting Solutions Photometric Lab
1121 Highway 74 South
Peachtree City, GA 30269

Scaled Data Report



--- HS — SS

Signify Classified - Internal
Cooper Lighting Solutions Photometric Lab
1121 Highway 74 South
Peachtree City, GA 30269

Scaled Data Report



u

Signify Classified - Internal
Cooper Lighting Solutions Photometric Lab
1121 Highway 74 South
Peachtree City, GA 30269

Scaled Data Report



Signify Classified - Internal
Cooper Lighting Solutions Photometric Lab
1121 Highway 74 South
Peachtree City, GA 30269

Scaled Data Report



(END OF REPORT)